


Dear Segment CMR User

We at Medviso are happy to present interesting news for the autumn. The big news is the release of a Strain tagging module in Segment CMR! Furthermore you now find a new ECV module, and new 3D measurement tool in Segment CMR.

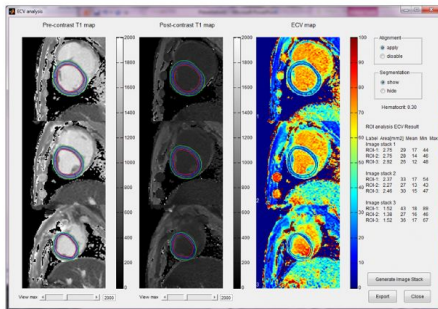
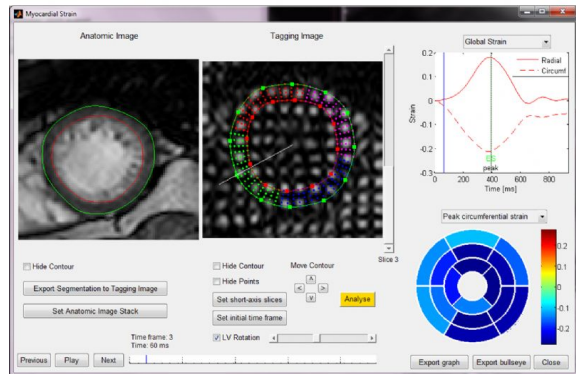


Strain tagging module

We are happy to present a new module for strain tagging analysis in Segment CMR. The module has been developed in close collaboration with researchers at KU Leuven in Belgium.

The module will be provided as an additional module to Segment CMR or Segment, for both clinical usage as well as research.

Please see [here](#) for more information about the module and contact [sales](#) if you are interested in an evaluation and a quote of the module.

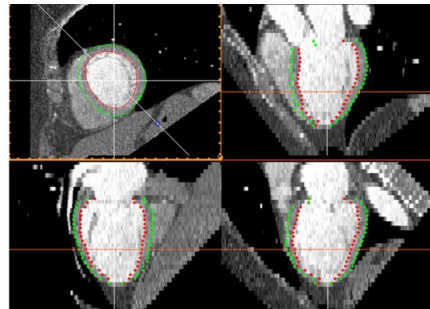


New ECV module

A new ECV analysis module is now available in Segment CMR. With the tool you can quantify ECV values in a set of T1 maps by only few steps of LV and ROI definitions. Please see the [Instructions for Use](#) for instructions of how to use the new ECV analysis tool.

3D measurements

The measurement tool in Segment CMR is updated and it is now possible to perform measurements in 3D. This feature goes nicely together with the new orthogonal view available in Segment CMR. The view is found in the icon menu just to the left of the zoom tools.



In the pipeline

Upcoming news from Medviso is the completely new software product Segment CT. The product will be released at the end of this year. Segment CT will be the image analysis solution for clinical cardiac CT.

Upgrade

To access the latest analysis algorithms, just download the latest version of Segment CMR by go to the [download homepage](#) and login. Please contact [sales](#) if you have misplaced your user ID and password.

Support

We love bug reports! Feedback and bug reports from users like you are essential to help us to develop and continuously improve the software. We also welcome suggestions for improvements. Please send email to [support](#) to get in contact with us.

Newsletter

You are receiving this newsletter since you are registered as a user of the clinical image analysis software Segment CMR provided by Medviso AB. If you do not want to receive further newsletters please use the link below to unsubscribe. If you have a colleague who also would like to get this newsletter, forward it and notify me by reply to this email.

Best regards

Helen Fransson, CEO Medviso AB
helen@medviso.com

[Unsubscribe from newsletter](#)